

STATEMENT OF APPROPRIATIONS, ALLOTMENTS, OBLIGATIONS, DISBURSEMENTS AND BALANCES
As of the Quarter Ending June 30, 2020

Department : DEPARTMENT OF FINANCE
 Agency : Privatization and Management Office
 Operating Unit :
 Organization Code (UACS) : 11-010-000000
 Funding Source Code (as clustered) : 1-01-101
 (e.g. Old Fund Code: 101,102, 151)




| | |
|--|-----------------------------|
| | Current Year Appropriations |
| | Supplemental Appropriations |
| | Continuing Appropriations |

| Particulars | UACS CODE | Appropriations | | | Allotments | | | | | Current Year Obligations | | | | | Current Year Disbursements | | | | | Balances | | | | |
|--|--------------|--------------------------|---|-------------------------|---------------------|---------------------------------------|-------------|---------------|---------------------------|--------------------------|----------------|-----------------|----------------|---------------------|----------------------------|----------------|-----------------|----------------|--------------------|---------------------------|-----------------------|--------------------------------------|----------------------------|---|
| | | Authorized Appropriation | Adjustments (Transfer To)/From, Realignment | Adjusted Appropriations | Allotments Received | Adjustments (Withdrawal, Realignment) | Transfer To | Transfer From | Adjusted Total Allotments | 1st Quarter | 2nd Quarter | 3rd Quarter | 4th Quarter | Total | 1st Quarter | 2nd Quarter | 3rd Quarter | 4th Quarter | Total | Unreleased Appropriations | Unobligated Allotment | Unpaid Obligations (15-20) = (23+24) | | |
| | | | | | | | | | | Ending March 31 | Ending June 30 | Ending Sept. 30 | Ending Dec. 31 | | Ending March 31 | Ending June 30 | Ending Sept. 30 | Ending Dec. 31 | | | | Due and Demandable | Not Yet Due and Demandable | |
| 1 | 2 | 3 | 4 | 5=(3+4) | 6 | 7 | 8 | 9 | 10=[(6+(-7) -8+9)] | 11 | 12 | 13 | 14 | 15=[(11+12+13 +14)] | 16 | 17 | 18 | 19 | 20=[(16+17+18+19)] | 21=(5-10) | 22=(10-15) | 23 | 24 | |
| I. Agency Specific Budget | 1 01 101 | | | | | | | | | | | | | | | | | | | | | | | |
| General Administration and Support | | 81,540,000.00 | - | 81,540,000.00 | 81,540,000.00 | - | - | - | 81,540,000.00 | 17,443,558.16 | 20,755,734.46 | - | - | 38,199,292.62 | 17,443,558.16 | 20,755,734.46 | - | - | 38,199,292.62 | - | 43,340,707.38 | - | - | - |
| General Administration and Supervision | | | | | | | | | | | | | | | | | | | | | | | | |
| PAP | 1 00 000000 | | | | | | | | | | | | | | | | | | | | | | | |
| PS | 1 00 010000 | 31,830,000.00 | | 31,830,000.00 | 31,830,000.00 | | | | 31,830,000.00 | 7,227,207.10 | 7,811,897.41 | | | 15,039,104.51 | 7,227,207.10 | 7,811,897.41 | | | 15,039,104.51 | | 16,790,895.49 | | | |
| MOOE | 1 00 010000 | 14,296,000.00 | | 14,296,000.00 | 14,296,000.00 | | | | 14,296,000.00 | 2,431,947.41 | 3,410,685.37 | | | 5,842,632.78 | 2,431,947.41 | 3,410,685.37 | | | 5,842,632.78 | | 8,453,367.22 | | | |
| Fin Exp.(if applicable) | | | | | | | | | | | | | | | | | | | | | | | | |
| CO | 1 00 010000 | 1,130,000.00 | | 1,130,000.00 | 1,130,000.00 | | | | 1,130,000.00 | | 1,118,979.80 | | | 1,118,979.80 | | 1,118,979.80 | | | 1,118,979.80 | | 11,020.20 | | | |
| Support to Operations | 2 00 000000 | | | | | | | | | | | | | | | | | | | | | | | |
| PAP | 2 00 010000 | | | | | | | | | | | | | | | | | | | | | | | |
| Operations | 3 00 000000 | | | | | | | | | | | | | | | | | | | | | | | |
| MFO 1 - [MFO Description] | 3 01 000000 | | | | | | | | | | | | | | | | | | | | | | | |
| PAP | 3 01 01 0000 | 34,284,000.00 | | 34,284,000.00 | 34,284,000.00 | | | | 34,284,000.00 | 7,784,403.65 | 8,414,171.88 | | | 16,198,575.53 | 7,784,403.65 | 8,414,171.88 | | | 16,198,575.53 | | 18,085,424.47 | | | |
| PS | | | | | | | | | | | | | | | | | | | | | | | | |
| MOOE | | | | | | | | | | | | | | | | | | | | | | | | |
| Fin Exp.(if applicable) | | | | | | | | | | | | | | | | | | | | | | | | |
| CO | | | | | | | | | | | | | | | | | | | | | | | | |
| Locally-Funded Project(s) | | | | | | | | | | | | | | | | | | | | | | | | |
| PAP | | | | | | | | | | | | | | | | | | | | | | | | |
| Foreign-Assisted Project(s) | | | | | | | | | | | | | | | | | | | | | | | | |
| PAP | | | | | | | | | | | | | | | | | | | | | | | | |
| Sub-Total, Agency Specific Budget | | 49,710,000.00 | | 49,710,000.00 | 49,710,000.00 | | | | 47,256,000.00 | 10,216,351.06 | 12,943,837.05 | - | - | 23,160,188.11 | 10,216,351.06 | 12,943,837.05 | - | - | 23,160,188.11 | | 24,095,811.89 | | | |
| PS | | 34,284,000.00 | | 34,284,000.00 | 34,284,000.00 | | | | 31,830,000.00 | 7,784,403.65 | 8,414,171.88 | | | 16,198,575.53 | 7,784,403.65 | 8,414,171.88 | | | 16,198,575.53 | | 15,631,424.47 | | | |
| MOOE | | 14,296,000.00 | | 14,296,000.00 | 14,296,000.00 | | | | 14,296,000.00 | 2,431,947.41 | 3,410,685.37 | | | 5,842,632.78 | 2,431,947.41 | 3,410,685.37 | | | 5,842,632.78 | | 8,453,367.22 | | | |
| Fin Exp.(if applicable) | | | | | | | | | | | | | | | | | | | | | | | | |
| CO | | 1,130,000.00 | | 1,130,000.00 | 1,130,000.00 | | | | 1,130,000.00 | | 1,118,979.80 | | | 1,118,979.80 | | 1,118,979.80 | | | 1,118,979.80 | | 11,020.20 | | | |
| II. Automatic Appropriations | 1 04 102 | | | | | | | | | | | | | | | | | | | | | | | |
| RLIP | | | | | | | | | | | | | | | | | | | | | | | | |
| Special Account in the General Fund (Please specify) | | | | | | | | | | | | | | | | | | | | | | | | |
| Motor Vehicle Users Charge Fund | | | | | | | | | | | | | | | | | | | | | | | | |
| MOOE | | | | | | | | | | | | | | | | | | | | | | | | |
| CO | | | | | | | | | | | | | | | | | | | | | | | | |
| Sub-Total, Automatic Appropriations | | | | | | | | | | | | | | | | | | | | | | | | |
| PS | | | | | | | | | | | | | | | | | | | | | | | | |
| MOOE | | | | | | | | | | | | | | | | | | | | | | | | |
| Fin Exp.(if applicable) | | | | | | | | | | | | | | | | | | | | | | | | |
| CO | | | | | | | | | | | | | | | | | | | | | | | | |

STATEMENT OF APPROPRIATIONS, ALLOTMENTS, OBLIGATIONS, DISBURSEMENTS AND BALANCES
As of the Quarter Ending June 30, 2020

Department : DEPARTMENT OF FINANCE
 Agency : Privatization and Management Office
 Operating Unit :
 Organization Code (UACS) : 11-010-0000000
 Funding Source Code (as clustered) : 1-01-101
 (e.g. Old Fund Code: 101,102, 151)

Current Year Appropriations
 Supplemental Appropriations
 Continuing Appropriations

| Particulars | UACS CODE | Appropriations | | | Allotments | | | Current Year Obligations | | | | | Current Year Disbursements | | | | | Balances | | | | | | | | |
|---|-----------|--------------------------|------------------------------------|-------------------------|---------------------|---------------------------------------|-------------|--------------------------|---------------------------|-----------------------------|----------------------------|-----------------------------|----------------------------|--------------------|-----------------------------|----------------------------|-----------------------------|----------------------------|------------------|---------------------------|-----------------------|--------------------------------------|----------------------------|---------------|-----------|---|
| | | Authorized Appropriation | Adjustments (To)/From, Realignment | Adjusted Appropriations | Allotments Received | Adjustments (Withdrawal, Realignment) | Transfer To | Transfer From | Adjusted Total Allotments | 1st Quarter Ending March 31 | 2nd Quarter Ending June 30 | 3rd Quarter Ending Sept. 30 | 4th Quarter Ending Dec. 31 | Total | 1st Quarter Ending March 31 | 2nd Quarter Ending June 30 | 3rd Quarter Ending Sept. 30 | 4th Quarter Ending Dec. 31 | Total | Unreleased Appropriations | Unobligated Allotment | Unpaid Obligations (15-20) + (23+24) | | | | |
| | | | | | | | | | | | | | | | | | | | | | | Due and Demandable | Not Yet Due and Demandable | | | |
| 1 | 2 | 3 | 4 | 5=(3+4) | 6 | 7 | 8 | 9 | 10=[(6+(-17) -8+9] | 11 | 12 | 13 | 14 | 15=[(11+12+13 +14] | 16 | 17 | 18 | 19 | 20=(16+17+18+19) | 21=(5-10) | 22=(10-15) | 23 | 24 | | | |
| III. Special Purpose Fund (Please specify) | | | | | | | | | | | | | | | | | | | | | | | | | | |
| Retirement-PS | | | | | | | | | | | | | | | | | | | | | | | | | | |
| PGF-PS (Pension Benefits) | | | | | | | | | | | | | | | | | | | | | | | | | | |
| Sub-Total, Special Purpose Fund | | | | | | | | | | | | | | | | | | | | | | | | | | |
| PS | | | | | | | | | | | | | | | | | | | | | | | | | | |
| MCOE | | | | | | | | | | | | | | | | | | | | | | | | | | |
| Fin Exp.(if applicable) | | | | | | | | | | | | | | | | | | | | | | | | | | |
| CO | | | | | | | | | | | | | | | | | | | | | | | | | | |
| GRAND TOTAL | | | | | | | | | | | | | | | | | | | | | | | | | | |
| PS | | 34,284,000.00 | - | 34,284,000.00 | 34,284,000.00 | - | - | - | 31,830,000.00 | 7,784,403.65 | 8,414,171.88 | - | - | 16,198,575.53 | 7,784,403.65 | 8,414,171.88 | - | - | 16,198,575.53 | - | - | - | - | 24,095,812 | - | |
| MCOE | | 14,296,000.00 | | 14,296,000.00 | 14,296,000.00 | | | | 14,296,000.00 | 2,431,947.41 | | | | 2,431,947.41 | 2,431,947.41 | | | | 2,431,947.41 | | | | | 15,631,424.47 | - | |
| Fin Exp.(if applicable) | | | | | | | | | | | | | | | | | | | | | | | | | | |
| CO | | 1,130,000.00 | | 1,130,000.00 | 1,130,000.00 | | | | 1,130,000.00 | | | | | | | | | | | | | | | | 11,020.20 | - |
| Recapitulation by MFO: | | | | | | | | | | | | | | | | | | | | | | | | | | |
| MFO 1 | | 34,284,000.00 | | 34,284,000.00 | 34,284,000.00 | | | | 34,284,000.00 | 7,784,403.65 | 8,414,171.88 | - | - | 16,198,575.53 | 7,784,403.65 | 8,414,171.88 | - | - | 16,198,575.53 | | | | | 18,085,424.47 | - | |
| MFO 2 | | | | | | | | | | | | | | | | | | | | | | | | | | |
| ...continue down to the last MFO | | | | | | | | | | | | | | | | | | | | | | | | | | |
| OF WHICH: | | | | | | | | | | | | | | | | | | | | | | | | | | |
| Major Programs/Projects | | | | | | | | | | | | | | | | | | | | | | | | | | |
| KRA No. 1 - Anti-Corruption, Transparent, Accountable and Participatory Governance | | | | | | | | | | | | | | | | | | | | | | | | | | |
| Program Budgeting: MPP | | | | | | | | | | | | | | | | | | | | | | | | | | |
| Other Major Programs and Projects and monitored by the President through PMS | | | | | | | | | | | | | | | | | | | | | | | | | | |
| PAP | | | | | | | | | | | | | | | | | | | | | | | | | | |
| Certified Correct: | | | | | | | | | | | | | | | | | | | | | | | | | | |
|  | | | | | | | | | | | | | | | | | | | | | | | | | | |
| RITORBEY T. DIARON Budget Officer | | | | | | | | | | | | | | | | | | | | | | | | | | |
| Certified Correct: | | | | | | | | | | | | | | | | | | | | | | | | | | |
|  | | | | | | | | | | | | | | | | | | | | | | | | | | |
| RITORBEY B. TORRALBA Chief Accountant | | | | | | | | | | | | | | | | | | | | | | | | | | |
| Approved By: | | | | | | | | | | | | | | | | | | | | | | | | | | |
|  | | | | | | | | | | | | | | | | | | | | | | | | | | |
| ELLEN H. RONDAEL Deputy Privatization Office | | | | | | | | | | | | | | | | | | | | | | | | | | |