

MONTHLY REPORT OF I  
For the month of O

Department : Department of Finance (DOF)  
 Agency/Entity: : Privatization and Management Office  
 Operating Unit : < not applicable >  
 Organization Code (UACS) : 11 010 0000000  
 Fund Cluster : 01 - Regular Agency Fund

(e.g. UACS Fund Cluster: 01-Regular Agency Fund, 02-Foreign Assisted Projects Fund, 03-Special Account-Locally Funded/Domestic Grants Fund, etc.)

Particulars	Current Year Budget					Prior Year's Accounts Payable				Prior Year's Budget		
	PS	MOOE	FinEx	CO	TOTAL	PS	MOOE	FinEx	CO	Sub-Total	PS	MOOE
	2	3	4	5	6=(2+3+4+5)	7	8	9	10	11=(7+8+9+10)	12	13
CASH DISBURSEMENTS	5,223,319.63	362,722.21	0.00	0.00	5,586,041.84	0.00	0.00	0.00	0.00	0.00	0.00	0.00
Notice of Cash Allocation (NCA)	5,223,319.63	362,722.21	0.00	0.00	5,586,041.84	0.00	0.00	0.00	0.00	0.00	0.00	0.00
MDS Checks Issued	124,667.66	180,291.86	0.00	0.00	304,959.52	0.00	0.00	0.00	0.00	0.00	0.00	0.00
Advice to Debit Account	5,098,651.97	182,430.35	0.00	0.00	5,281,082.32	0.00	0.00	0.00	0.00	0.00	0.00	0.00
Notice of Transfer Allocations (NTA)	0.00	0.00	0.00	0.00	0.00	0.00	0.00	0.00	0.00	0.00	0.00	0.00
MDS Checks Issued	0.00	0.00	0.00	0.00	0.00	0.00	0.00	0.00	0.00	0.00	0.00	0.00
Advice to Debit Account	0.00	0.00	0.00	0.00	0.00	0.00	0.00	0.00	0.00	0.00	0.00	0.00
Working Fund for FAPs	0.00	0.00	0.00	0.00	0.00	0.00	0.00	0.00	0.00	0.00	0.00	0.00
Cash Disbursement Ceiling (CDC)	0.00	0.00	0.00	0.00	0.00	0.00	0.00	0.00	0.00	0.00	0.00	0.00
<b>TOTAL CASH DISBURSEMENTS</b>	<b>5,223,319.63</b>	<b>362,722.21</b>	<b>0.00</b>	<b>0.00</b>	<b>5,586,041.84</b>	<b>0.00</b>	<b>0.00</b>	<b>0.00</b>	<b>0.00</b>	<b>0.00</b>	<b>0.00</b>	<b>0.00</b>
NON-CASH DISBURSEMENTS	691,294.05	6,090.37	0.00	0.00	697,384.42	0.00	0.00	0.00	0.00	0.00	0.00	0.00
Tax Remittance Advices Issued (TRA)	691,294.05	6,090.37	0.00	0.00	697,384.42	0.00	0.00	0.00	0.00	0.00	0.00	0.00
Non-Cash Availment Authority (NCAA)	0.00	0.00	0.00	0.00	0.00	0.00	0.00	0.00	0.00	0.00	0.00	0.00
Disbursements effected through outright	0.00	0.00	0.00	0.00	0.00	0.00	0.00	0.00	0.00	0.00	0.00	0.00
Deductions from claims (please specify...)	0.00	0.00	0.00	0.00	0.00	0.00	0.00	0.00	0.00	0.00	0.00	0.00
Overpayment of expenses(e.g.	0.00	0.00	0.00	0.00	0.00	0.00	0.00	0.00	0.00	0.00	0.00	0.00
personnel benefits)	0.00	0.00	0.00	0.00	0.00	0.00	0.00	0.00	0.00	0.00	0.00	0.00
Restitution for loss of government	0.00	0.00	0.00	0.00	0.00	0.00	0.00	0.00	0.00	0.00	0.00	0.00
property	0.00	0.00	0.00	0.00	0.00	0.00	0.00	0.00	0.00	0.00	0.00	0.00
Liquidated damages and similar claims	0.00	0.00	0.00	0.00	0.00	0.00	0.00	0.00	0.00	0.00	0.00	0.00
Others(TEF, BTr-Documentary Stamp	0.00	0.00	0.00	0.00	0.00	0.00	0.00	0.00	0.00	0.00	0.00	0.00
tax, etc.)	0.00	0.00	0.00	0.00	0.00	0.00	0.00	0.00	0.00	0.00	0.00	0.00
<b>TOTAL NON-CASH DISBURSEMENTS</b>	<b>691,294.05</b>	<b>6,090.37</b>	<b>0.00</b>	<b>0.00</b>	<b>697,384.42</b>	<b>0.00</b>	<b>0.00</b>	<b>0.00</b>	<b>0.00</b>	<b>0.00</b>	<b>0.00</b>	<b>0.00</b>
<b>GRAND TOTAL</b>	<b>5,914,613.68</b>	<b>368,812.58</b>	<b>0.00</b>	<b>0.00</b>	<b>6,283,426.26</b>	<b>0.00</b>	<b>0.00</b>	<b>0.00</b>	<b>0.00</b>	<b>0.00</b>	<b>0.00</b>	<b>0.00</b>


DISBURSEMENTS  
October 2024


Year's Accounts Payable				Trust Liabilities					Grand Total					Remarks
FinEx	CO	Sub-Total	TOTAL	PS	MOOE	CO	TOTAL	PS	MOOE	FinEx	CO	TOTAL		
14	15	16=	17=(14+15+16)	18=(6+17)	19	20	21	22=(19+20+21)	23	24	25	26	27=(23+24+25+26)	
0.00	0.00	0.00	0.00	5,586,041.84	0.00	0.00	0.00	0.00	5,223,319.63	362,722.21	0.00	0.00	5,586,041.84	
0.00	0.00	0.00	0.00	5,586,041.84	0.00	0.00	0.00	0.00	5,223,319.63	362,722.21	0.00	0.00	5,586,041.84	
0.00	0.00	0.00	0.00	304,959.52	0.00	0.00	0.00	0.00	124,667.66	180,291.86	0.00	0.00	304,959.52	
0.00	0.00	0.00	0.00	5,281,082.32	0.00	0.00	0.00	0.00	5,098,651.97	182,430.35	0.00	0.00	5,281,082.32	
0.00	0.00	0.00	0.00	0.00	0.00	0.00	0.00	0.00	0.00	0.00	0.00	0.00	0.00	
0.00	0.00	0.00	0.00	0.00	0.00	0.00	0.00	0.00	0.00	0.00	0.00	0.00	0.00	
0.00	0.00	0.00	0.00	0.00	0.00	0.00	0.00	0.00	0.00	0.00	0.00	0.00	0.00	
0.00	0.00	0.00	0.00	0.00	0.00	0.00	0.00	0.00	0.00	0.00	0.00	0.00	0.00	
0.00	0.00	0.00	0.00	0.00	0.00	0.00	0.00	0.00	0.00	0.00	0.00	0.00	0.00	
0.00	0.00	0.00	0.00	5,586,041.84	0.00	0.00	0.00	0.00	5,223,319.63	362,722.21	0.00	0.00	5,586,041.84	
0.00	0.00	0.00	0.00	697,384.42	0.00	0.00	0.00	0.00	691,294.05	6,090.37	0.00	0.00	697,384.42	
0.00	0.00	0.00	0.00	697,384.42	0.00	0.00	0.00	0.00	691,294.05	6,090.37	0.00	0.00	697,384.42	
0.00	0.00	0.00	0.00	0.00	0.00	0.00	0.00	0.00	0.00	0.00	0.00	0.00	0.00	
0.00	0.00	0.00	0.00	0.00	0.00	0.00	0.00	0.00	0.00	0.00	0.00	0.00	0.00	
0.00	0.00	0.00	0.00	0.00	0.00	0.00	0.00	0.00	0.00	0.00	0.00	0.00	0.00	
0.00	0.00	0.00	0.00	0.00	0.00	0.00	0.00	0.00	0.00	0.00	0.00	0.00	0.00	
0.00	0.00	0.00	0.00	0.00	0.00	0.00	0.00	0.00	0.00	0.00	0.00	0.00	0.00	
0.00	0.00	0.00	0.00	697,384.42	0.00	0.00	0.00	0.00	691,294.05	6,090.37	0.00	0.00	697,384.42	
0.00	0.00	0.00	0.00	6,283,426.26	0.00	0.00	0.00	0.00	5,914,613.68	368,812.58	0.00	0.00	6,283,426.26	


**SUMMARY**

Particulars (1)	Previous Report (2)	This Month (3)	As at Date (4)
Total Disbursement Authorities Received	76,645,088.44	11,818,525.42	88,463,613.86
NCA	71,031,310.00	11,121,141.00	82,152,451.00
NTA	0.00	0.00	0.00
Working Fund	0.00	0.00	0.00
TRA	5,613,778.44	697,384.42	6,311,162.86
CDC	0.00	0.00	0.00
NCAA	0.00	0.00	0.00
Less: Notice of Transfer of Allocations (NTA)* issued	0.00	0.00	0.00
Total Disbursement Authorities Available	76,645,088.44	11,818,525.42	88,463,613.86
Less:	0.00	0.00	0.00
Lapsed NCA	1,159,571.99	0.00	1,159,571.99
Disbursements	75,612,133.73	6,283,426.26	81,895,559.99
Less: Other Non-Cash Disbursements	0.00	0.00	0.00
Disbursements effected through outright deductions from claims	0.00	0.00	0.00
Overpayment of expenses(e.g. personnel benefits)	0.00	0.00	0.00
Restitution for loss of government property	0.00	0.00	0.00
Liquidated damages and similar claims	0.00	0.00	0.00
Others (e.g. TEF, BTr, Docs Stamp, etc.)	0.00	0.00	0.00
Add/Less: Adjustments (e.g. cancelled/staled checks)	126,617.28	0.00	126,617.28
Balance of Disbursement Authorities as at date	<u>0.00</u>	<u>5,535,099.16</u>	<u>5,535,099.16</u>
Total Disbursements Program	76,645,088.44	11,818,525.42	88,463,613.86
Less: *Actual Disbursements	76,645,088.44	6,283,426.26	82,928,514.70
(Over)/Under spending	<u>0.00</u>	<u>5,535,099.16</u>	<u>5,535,099.16</u>

Notes: \* The use of NTA is discouraged  
 Notes: \*\* Amounts should tally with the grand total disbursemnt (column 27).

**Certified Correct:**  
  
 DIARON, RITOREY T.  
 Budget Officer  
 Date: 11/12/24

**Recommending Approval:**  
  
 TORRALBA, RHODORA B.  
 Chief Accountant  
 Date:

**Approved By:**  
  
 RONDAEL, ELLEN H.  
 Deputy Privatization Officer  
 Date: