

**MONTHLY REPORT OF DISBURSEMENTS**  
**For the month of September**

Department : Department of Finance (DOF)

Agency/Entity : Privatization and Management Office

Operating Unit : < not applicable >

Organization Code (UACS) : 11 010 0000000

Fund Cluster : 01 - Regular Agency Fund

(e.g. UACS Fund Cluster: 01-Regular Agency Fund, 02-Foreign Assisted Projects Fund, 03-Special Account-Locally Funded/Domestic Grants Fund, etc.)

Particulars	Current Year Budget					Prior Year's Budget								
	PS	MOOE	FinEx	CO	TOTAL	Prior Year's Accounts Payable					Current Year's Accounts Payable			
						PS	MOOE	FinEx	CO	Sub-Total	PS	MOOE	FinEx	
1	2	3	4	5	6=(2+3+4+5)	7	8	9	10	11=(7+8+9+10)	12	13	14	
CASH DISBURSEMENTS	6,668,770.16	2,229,740.89	0.00	812,086.87	9,710,597.92	0.00	0.00	0.00	0.00	0.00	0.00	0.00	0.00	0.00
Notice of Cash Allocation (NCA)	6,668,770.16	2,229,740.89	0.00	812,086.87	9,710,597.92	0.00	0.00	0.00	0.00	0.00	0.00	0.00	0.00	0.00
MDS Checks Issued	144,549.79	1,804,932.25	0.00	812,086.87	2,761,568.91	0.00	0.00	0.00	0.00	0.00	0.00	0.00	0.00	0.00
Advice to Debit Account	6,524,220.37	424,808.64	0.00	0.00	6,949,029.01	0.00	0.00	0.00	0.00	0.00	0.00	0.00	0.00	0.00
Notice of Transfer Allocations (NTA)	0.00	0.00	0.00	0.00	0.00	0.00	0.00	0.00	0.00	0.00	0.00	0.00	0.00	0.00
MDS Checks Issued	0.00	0.00	0.00	0.00	0.00	0.00	0.00	0.00	0.00	0.00	0.00	0.00	0.00	0.00
Advice to Debit Account	0.00	0.00	0.00	0.00	0.00	0.00	0.00	0.00	0.00	0.00	0.00	0.00	0.00	0.00
Working Fund for FAPs	0.00	0.00	0.00	0.00	0.00	0.00	0.00	0.00	0.00	0.00	0.00	0.00	0.00	0.00
Cash Disbursement Ceiling (CDC)	0.00	0.00	0.00	0.00	0.00	0.00	0.00	0.00	0.00	0.00	0.00	0.00	0.00	0.00
<b>TOTAL CASH DISBURSEMENTS</b>	<b>6,668,770.16</b>	<b>2,229,740.89</b>	<b>0.00</b>	<b>812,086.87</b>	<b>9,710,597.92</b>	<b>0.00</b>	<b>0.00</b>	<b>0.00</b>	<b>0.00</b>	<b>0.00</b>	<b>0.00</b>	<b>0.00</b>	<b>0.00</b>	<b>0.00</b>
NON-CASH DISBURSEMENTS	669,825.60	117,474.45	0.00	51,118.13	838,418.18	0.00	0.00	0.00	0.00	0.00	0.00	0.00	0.00	0.00
Tax Remittance Advices Issued (TRA)	669,825.60	117,474.45	0.00	51,118.13	838,418.18	0.00	0.00	0.00	0.00	0.00	0.00	0.00	0.00	0.00
Non-Cash Availment Authority (NCAA)	0.00	0.00	0.00	0.00	0.00	0.00	0.00	0.00	0.00	0.00	0.00	0.00	0.00	0.00
Disbursements effected through outright deductions from claims (please specify...)	0.00	0.00	0.00	0.00	0.00	0.00	0.00	0.00	0.00	0.00	0.00	0.00	0.00	0.00
Overpayment of expenses(e.g. personnel benefits)	0.00	0.00	0.00	0.00	0.00	0.00	0.00	0.00	0.00	0.00	0.00	0.00	0.00	0.00
Restitution for loss of government property	0.00	0.00	0.00	0.00	0.00	0.00	0.00	0.00	0.00	0.00	0.00	0.00	0.00	0.00
Liquidated damages and similar claims	0.00	0.00	0.00	0.00	0.00	0.00	0.00	0.00	0.00	0.00	0.00	0.00	0.00	0.00
Others(TEF, BTr-Documentary Stamp Tax, etc.)	0.00	0.00	0.00	0.00	0.00	0.00	0.00	0.00	0.00	0.00	0.00	0.00	0.00	0.00
<b>TOTAL NON-CASH DISBURSEMENTS</b>	<b>669,825.60</b>	<b>117,474.45</b>	<b>0.00</b>	<b>51,118.13</b>	<b>838,418.18</b>	<b>0.00</b>	<b>0.00</b>	<b>0.00</b>	<b>0.00</b>	<b>0.00</b>	<b>0.00</b>	<b>0.00</b>	<b>0.00</b>	<b>0.00</b>
<b>GRAND TOTAL</b>	<b>7,338,595.76</b>	<b>2,347,215.34</b>	<b>0.00</b>	<b>863,205.00</b>	<b>10,549,016.10</b>	<b>0.00</b>	<b>0.00</b>	<b>0.00</b>	<b>0.00</b>	<b>0.00</b>	<b>0.00</b>	<b>0.00</b>	<b>0.00</b>	<b>0.00</b>


**BURSEMENTS**  
**Number 2024**


Accounts Payable			SUB-TOTAL	Trust Liabilities				Grand Total					Remarks
CO	Sub-Total	TOTAL		PS	MOOE	CO	TOTAL	PS	MOOE	FinEx	CO	TOTAL	
15	16=	17=(11+16)	18=(6+17)	19	20	21	22=(19+20+21)	23	24	25	26	27=(23+24+25+26)	28
0.00	0.00	0.00	9,710,597.92	0.00	0.00	0.00	0.00	6,668,770.16	2,229,740.89	0.00	812,086.87	9,710,597.92	
0.00	0.00	0.00	9,710,597.92	0.00	0.00	0.00	0.00	6,668,770.16	2,229,740.89	0.00	812,086.87	9,710,597.92	
0.00	0.00	0.00	2,761,568.91	0.00	0.00	0.00	0.00	144,549.79	1,804,932.25	0.00	812,086.87	2,761,568.91	
0.00	0.00	0.00	6,949,029.01	0.00	0.00	0.00	0.00	6,524,220.37	424,808.64	0.00	0.00	6,949,029.01	
0.00	0.00	0.00	0.00	0.00	0.00	0.00	0.00	0.00	0.00	0.00	0.00	0.00	
0.00	0.00	0.00	0.00	0.00	0.00	0.00	0.00	0.00	0.00	0.00	0.00	0.00	
0.00	0.00	0.00	0.00	0.00	0.00	0.00	0.00	0.00	0.00	0.00	0.00	0.00	
0.00	0.00	0.00	0.00	0.00	0.00	0.00	0.00	0.00	0.00	0.00	0.00	0.00	
0.00	0.00	0.00	0.00	0.00	0.00	0.00	0.00	0.00	0.00	0.00	0.00	0.00	
0.00	0.00	0.00	9,710,597.92	0.00	0.00	0.00	0.00	6,668,770.16	2,229,740.89	0.00	812,086.87	9,710,597.92	
0.00	0.00	0.00	838,418.18	0.00	0.00	0.00	0.00	669,825.60	117,474.45	0.00	51,118.13	838,418.18	
0.00	0.00	0.00	838,418.18	0.00	0.00	0.00	0.00	669,825.60	117,474.45	0.00	51,118.13	838,418.18	
0.00	0.00	0.00	0.00	0.00	0.00	0.00	0.00	0.00	0.00	0.00	0.00	0.00	
0.00	0.00	0.00	0.00	0.00	0.00	0.00	0.00	0.00	0.00	0.00	0.00	0.00	
0.00	0.00	0.00	0.00	0.00	0.00	0.00	0.00	0.00	0.00	0.00	0.00	0.00	
0.00	0.00	0.00	0.00	0.00	0.00	0.00	0.00	0.00	0.00	0.00	0.00	0.00	
0.00	0.00	0.00	0.00	0.00	0.00	0.00	0.00	0.00	0.00	0.00	0.00	0.00	
0.00	0.00	0.00	0.00	0.00	0.00	0.00	0.00	0.00	0.00	0.00	0.00	0.00	
0.00	0.00	0.00	0.00	0.00	0.00	0.00	0.00	0.00	0.00	0.00	0.00	0.00	
0.00	0.00	0.00	838,418.18	0.00	0.00	0.00	0.00	669,825.60	117,474.45	0.00	51,118.13	838,418.18	
0.00	0.00	0.00	10,549,016.10	0.00	0.00	0.00	0.00	7,338,595.76	2,347,215.34	0.00	863,205.00	10,549,016.10	


**SUMMARY**

Particulars (1)	Previous Report (2)	This Month (3)	As at Date (4)
Total Disbursement Authorities Received	70,618,670.26	6,026,418.18	76,645,088.44
NCA	65,843,310.00	5,188,000.00	71,031,310.00
NTA	0.00	0.00	0.00
Working Fund	0.00	0.00	0.00
TRA	4,775,360.26	838,418.18	5,613,778.44
CDC	0.00	0.00	0.00
NCAA	0.00	0.00	0.00
Less: Notice of Transfer of Allocations (NTA)* issued	0.00	0.00	0.00
Total Disbursement Authorities Available	70,618,670.26	6,026,418.18	76,645,088.44
Less:	0.00	0.00	0.00
Lapsed NCA	1,159,536.59	0.00	1,159,536.59
Disbursements	65,063,117.63	10,549,016.10	75,612,133.73
Less: Other Non-Cash Disbursements	0.00	0.00	0.00
Disbursements effected through outright deductions from claims	0.00	0.00	0.00
Overpayment of expenses(e.g. personnel benefits)	0.00	0.00	0.00
Restitution for loss of government property	0.00	0.00	0.00
Liquidated damages and similar claims	0.00	0.00	0.00
Others (e.g. TEF, BTr, Docs Stamp, etc.)	0.00	0.00	0.00
Add/Less: Adjustments (e.g. cancelled/staled checks)	126,617.28	0.00	126,617.28
Balance of Disbursement Authorities as at date	<u>4,522,633.32</u>	<u>(4,522,597.92)</u>	<u>35.40</u>
Total Disbursements Program	70,618,670.26	6,026,418.18	76,645,088.44
Less: *Actual Disbursements	66,096,036.94	10,549,016.10	76,645,053.04
(Over)/Under spending	<u>4,522,633.32</u>	<u>(4,522,597.92)</u>	<u>35.40</u>

Notes: \* The use of NTA is discouraged  
 Notes: \*\* Amounts should tally with the grand total disbursemnt (column 27).

Certified Correct:  
  
 DIARON, RITOREY T.  
 Budget Officer  
 Date: 10/8/24

Recommending Approval:  
  
 TORRA ALBA, RHODORA B.  
 Chief Accountant  
 Date:

Approved By:  
  
 RONDAEL, ELLEN H.  
 Deputy Privatization Officer  
 Date: