

**MONTHLY REPORT O**  
For the month o

Department : Department of Finance (DOF)  
 Agency/Entity : Privatization and Management Office  
 Operating Unit : < not applicable >  
 Organization Code (UACS) : 11 010 0000000  
 Fund Cluster : 01 - Regular Agency Fund

Particulars	Current Year Budget					Prior Year's Budget						
	PS	MOOE	FinEx	CO	TOTAL	Prior Year's Accounts Payable					Current Year	
						PS	MOOE	FinEx	CO	Sub-Total	PS	MOOE
1	2	3	4	5	6=(2+3+4+5)	7	8	9	10	11=(7+8+9+10)	12	13
<b>CASH DISBURSEMENTS</b>	4,699,154.42	837,947.57	0.00	93,555.00	5,630,656.99	0.00	0.00	0.00	0.00	0.00	0.00	0.00
Notice of Cash Allocation (NCA)	4,699,154.42	837,947.57	0.00	93,555.00	5,630,656.99	0.00	0.00	0.00	0.00	0.00	0.00	0.00
MDS Checks Issued	39,580.41	388,307.94	0.00	93,555.00	521,443.35	0.00	0.00	0.00	0.00	0.00	0.00	0.00
Advice to Debit Account	4,659,574.01	449,639.63	0.00	0.00	5,109,213.64	0.00	0.00	0.00	0.00	0.00	0.00	0.00
Notice of Transfer Allocations (NTA)	0.00	0.00	0.00	0.00	0.00	0.00	0.00	0.00	0.00	0.00	0.00	0.00
MDS Checks Issued	0.00	0.00	0.00	0.00	0.00	0.00	0.00	0.00	0.00	0.00	0.00	0.00
Advice to Debit Account	0.00	0.00	0.00	0.00	0.00	0.00	0.00	0.00	0.00	0.00	0.00	0.00
Working Fund for FAPs	0.00	0.00	0.00	0.00	0.00	0.00	0.00	0.00	0.00	0.00	0.00	0.00
Cash Disbursement Ceiling (CDC)	0.00	0.00	0.00	0.00	0.00	0.00	0.00	0.00	0.00	0.00	0.00	0.00
<b>TOTAL CASH DISBURSEMENTS</b>	<b>4,699,154.42</b>	<b>837,947.57</b>	<b>0.00</b>	<b>93,555.00</b>	<b>5,630,656.99</b>	<b>0.00</b>	<b>0.00</b>	<b>0.00</b>	<b>0.00</b>	<b>0.00</b>	<b>0.00</b>	<b>0.00</b>
<b>NON-CASH DISBURSEMENTS</b>	<b>577,460.36</b>	<b>27,917.12</b>	<b>0.00</b>	<b>6,237.00</b>	<b>611,614.48</b>	<b>0.00</b>	<b>0.00</b>	<b>0.00</b>	<b>0.00</b>	<b>0.00</b>	<b>0.00</b>	<b>0.00</b>
Tax Remittance Advices Issued (TRA)	577,460.36	27,917.12	0.00	6,237.00	611,614.48	0.00	0.00	0.00	0.00	0.00	0.00	0.00
Non-Cash Availment Authority (NCAA)	0.00	0.00	0.00	0.00	0.00	0.00	0.00	0.00	0.00	0.00	0.00	0.00
Disbursements effected through outright deductions from claims (please specify...)	0.00	0.00	0.00	0.00	0.00	0.00	0.00	0.00	0.00	0.00	0.00	0.00
Overpayment of expenses(e.g. personnel benefits)	0.00	0.00	0.00	0.00	0.00	0.00	0.00	0.00	0.00	0.00	0.00	0.00
Restitution for loss of government property	0.00	0.00	0.00	0.00	0.00	0.00	0.00	0.00	0.00	0.00	0.00	0.00
Liquidated damages and similar claims	0.00	0.00	0.00	0.00	0.00	0.00	0.00	0.00	0.00	0.00	0.00	0.00
Others(TEF, BTI-Documentary Stamp Tax, etc.)	0.00	0.00	0.00	0.00	0.00	0.00	0.00	0.00	0.00	0.00	0.00	0.00
<b>TOTAL NON-CASH DISBURSEMENTS</b>	<b>577,460.36</b>	<b>27,917.12</b>	<b>0.00</b>	<b>6,237.00</b>	<b>611,614.48</b>	<b>0.00</b>	<b>0.00</b>	<b>0.00</b>	<b>0.00</b>	<b>0.00</b>	<b>0.00</b>	<b>0.00</b>
<b>GRAND TOTAL</b>	<b>5,276,614.78</b>	<b>865,864.69</b>	<b>0.00</b>	<b>99,792.00</b>	<b>6,242,271.47</b>	<b>0.00</b>	<b>0.00</b>	<b>0.00</b>	<b>0.00</b>	<b>0.00</b>	<b>0.00</b>	<b>0.00</b>

OF DISBURSEMENTS  
f October 2023


Bar's Accounts Payable			TOTAL	SUB-TOTAL	Trust Liabilities				Grand Total					Remarks
FinEx	CO	Sub-Total			PS	MOOE	CO	TOTAL	PS	MOOE	FinEx	CO	TOTAL	
14	15	16=(12+13+14+15)	17=(11+16)	18=(6+17)	19	20	21	22=(19+20+21)	23	24	25	26	27=(23+24+25+26)	28
0.00	0.00	0.00	0.00	5,630,656.99	0.00	0.00	0.00	0.00	4,699,154.42	837,947.57	0.00	93,555.00	5,630,656.99	
0.00	0.00	0.00	0.00	5,630,656.99	0.00	0.00	0.00	0.00	4,699,154.42	837,947.57	0.00	93,555.00	5,630,656.99	
0.00	0.00	0.00	0.00	521,443.35	0.00	0.00	0.00	0.00	39,580.41	388,307.94	0.00	93,555.00	521,443.35	
0.00	0.00	0.00	0.00	5,109,213.64	0.00	0.00	0.00	0.00	4,659,574.01	449,639.63	0.00	0.00	5,109,213.64	
0.00	0.00	0.00	0.00	0.00	0.00	0.00	0.00	0.00	0.00	0.00	0.00	0.00	0.00	
0.00	0.00	0.00	0.00	0.00	0.00	0.00	0.00	0.00	0.00	0.00	0.00	0.00	0.00	
0.00	0.00	0.00	0.00	0.00	0.00	0.00	0.00	0.00	0.00	0.00	0.00	0.00	0.00	
0.00	0.00	0.00	0.00	0.00	0.00	0.00	0.00	0.00	0.00	0.00	0.00	0.00	0.00	
0.00	0.00	0.00	0.00	0.00	0.00	0.00	0.00	0.00	0.00	0.00	0.00	0.00	0.00	
0.00	0.00	0.00	0.00	5,630,656.99	0.00	0.00	0.00	0.00	4,699,154.42	837,947.57	0.00	93,555.00	5,630,656.99	
0.00	0.00	0.00	0.00	611,614.48	0.00	0.00	0.00	0.00	577,460.36	27,917.12	0.00	6,237.00	611,614.48	
0.00	0.00	0.00	0.00	611,614.48	0.00	0.00	0.00	0.00	577,460.36	27,917.12	0.00	6,237.00	611,614.48	
0.00	0.00	0.00	0.00	0.00	0.00	0.00	0.00	0.00	0.00	0.00	0.00	0.00	0.00	
0.00	0.00	0.00	0.00	0.00	0.00	0.00	0.00	0.00	0.00	0.00	0.00	0.00	0.00	
0.00	0.00	0.00	0.00	0.00	0.00	0.00	0.00	0.00	0.00	0.00	0.00	0.00	0.00	
0.00	0.00	0.00	0.00	0.00	0.00	0.00	0.00	0.00	0.00	0.00	0.00	0.00	0.00	
0.00	0.00	0.00	0.00	0.00	0.00	0.00	0.00	0.00	0.00	0.00	0.00	0.00	0.00	
0.00	0.00	0.00	0.00	611,614.48	0.00	0.00	0.00	0.00	577,460.36	27,917.12	0.00	6,237.00	611,614.48	
0.00	0.00	0.00	0.00	6,242,271.47	0.00	0.00	0.00	0.00	5,276,614.78	865,864.69	0.00	99,792.00	6,242,271.47	

**SUMMARY**


Particulars (1)	Previous Report (2)	This Month (3)	As at Date (4)
Total Disbursement Authorities Received	74,663,512.26	13,061,614.48	87,725,126.74
NCA	69,108,796.00	12,450,000.00	81,558,796.00
NTA	0.00	0.00	0.00
Working Fund	0.00	0.00	0.00
TRA	5,554,716.26	611,614.48	6,166,330.74
CDC	0.00	0.00	0.00
NCAA	0.00	0.00	0.00
Less: Notice of Transfer of Allocations (NTA)* issued	0.00	0.00	0.00
Total Disbursement Authorities Available	74,663,512.26	13,061,614.48	87,725,126.74
Less:	0.00	0.00	0.00
Lapsed NCA	203,755.01	0.00	203,755.01
Disbursements	74,459,757.25	6,242,271.47	80,702,028.72
Less: Other Non-Cash Disbursements	0.00	0.00	0.00
Disbursements effected through outright deductions from claims	0.00	0.00	0.00
Overpayment of expenses(e.g. personnel benefits)	0.00	0.00	0.00
Restitution for loss of government property	0.00	0.00	0.00
Liquidated damages and similar claims	0.00	0.00	0.00
Others (e.g. TEF, BTr, Docs Stamp, etc.)	0.00	0.00	0.00
Add/Less: Adjustments (e.g. cancelled/staled checks)	0.00	0.00	0.00
Balance of Disbursement Authorities as at date	0.00	6,819,343.01	6,819,343.01
Total Disbursements Program	74,663,512.26	13,061,614.48	87,725,126.74
Less: *Actual Disbursements	74,663,512.26	6,242,271.47	80,905,783.73
(Over)/Under spending	0.00	6,819,343.01	6,819,343.01

Notes: \* The use of NTA is discouraged  
 Notes: \*\* Amounts should tally with the grand total disbursemnt (column 27).


**Certified Correct:**

  
 DIARON, RITOREY T.  
 \_\_\_\_\_  
 Budget Officer  
 Date: 11 | 16 | 23

**Recommending Approval:**

  
 TORRALBA, RHODORA B.  
 \_\_\_\_\_  
 Chief Accountant  
 Date:

**Approved By:**

  
 RONDAEL, ELLEN H.  
 \_\_\_\_\_  
 Deputy Privatization Officer  
 Date:

**PRIVATIZATION AND MANAGEMENT OFFICE**  
**ACTUAL - COLLECTION**  
**AS OF AUGUST 2023**

ASSET NAME	Total
<b>SALES</b>	
DEVELOPMENT BANK OF RIZAL	10,100,000.00
PENINSULA DEVELOPMENT BANK	850,000.00
RPN UNSERVICEABLE PROPERTIES	300,000.00
TECHNOLOGY RESOURCES CORPORATION	53,170,500.00
<b>Sub-total</b>	<b>64,420,500.00</b>
<b>LEASE</b>	
CULTURAL CENTER OF THE PHIL.	26,407,940.93
CENTRAL BOARD-BOARD OF LIQUIDATORS	759,600.00
ELORDE SPORTS & TOURISM DEV'T. CORP.	367,279.00
LEYTE PARK HOTEL	61,310.40
LASEDECO	185,000.00
NATIONAL HOUSING AUTHORITY	11,236,379.20
NG/NPC-MILE LONG COMPLEX	56,721,416.68
<b>Sub-total</b>	<b>95,738,926.21</b>
<b>DIVIDENDS</b>	
SEMIRARA MINING CORPORATION	509,632,611.60
<b>Sub-total</b>	<b>509,632,611.60</b>
<b>OTHERS</b>	
DEVELOPMENT BANK OF RIZAL	11,622,358.85
NORTHERN CEMENT CORPOPORATION	10,386,418.98
NONOC MINING IND'L CORPORATION	8,421,600.00
GCFI	400,000.00
<b>Sub-total</b>	<b>30,830,377.83</b>
<b>TOTAL COLLECTION</b>	<b>700,622,415.64</b>

**PRIVATIZATION AND MANAGEMENT OFFICE**  
**SUMMARY OF REMITTANCES TO THE BUREAU OF TREASURY**  
**FOR THE MONTH ENDED AUGUST 31, 2023**

ASSET NAME	TOTAL
<b>SALE</b>	
Development Bank of Rizal	9,090,000.00
Peninsula Development Bank	765,000.00
Radio Philippine Network (RPN 9)	724,099.50
<b>TOTAL SALE</b>	
	<b>10,579,099.50</b>
<b>LEASE</b>	
Central Bank-Board of Liquidators	536,760.00
Cultural Center of the Philippines	23,176,994.26
Elorde Sports and Tourism	328,788.90
Land Settlement Development Corp.	139,500.00
Leyte Park Hotel	75,675.65
National Housing Authority	15,840,000.00
NG/NPC - Mile Long Complex	13,299,837.23
<b>TOTAL LEASE</b>	
	<b>53,397,556.04</b>
<b>OTHERS</b>	
Northern Cement Corporation	10,386,418.98
Development Bank of Rizal	10,460,122.96
Golden Country Farms, Inc.	360,000.00
PMO Unserviceable Properties	70,100.00
Semirara Mining Corporation	509,632,611.60
<b>TOTAL OTHERS</b>	
	<b>530,909,253.54</b>
<b>INTEREST INCOME</b>	
Northern Cement Corporation	68,689.78
<b>TOTAL INTEREST INCOME</b>	
	<b>68,689.78</b>
<b>TOTAL</b>	
	<b>594,954,598.86</b>