

MONTHLY REPORT
For the month

Department Department of Finance (DOF)
 Agency/Entity Privatization and Management Office
 Operating Unit < not applicable >
 Organization Code (UACS) 11 010 0000000
 Fund Cluster 01 Regular Agency Fund

Particulars	Current Year Budget					Prior Year's Budget						
	PS	MOOE	FinEx	CO	TOTAL	Prior Year's Accounts Payable					Current	
						PS	MOOE	FinEx	CO	Sub-Total	PS	MOOE
1	2	3	4	5	6=(2+3+4+5)	7	8	9	10	11=(7+8+9+10)	12	13
CASH DISBURSEMENTS	4,066,077.91	956,817.95	0.00	301,499.47	5,324,395.33	0.00	0.00	0.00	0.00	0.00	0.00	0.00
Notice of Cash Allocation (NCA)	4,066,077.91	956,817.95	0.00	301,499.47	5,324,395.33	0.00	0.00	0.00	0.00	0.00	0.00	0.00
MDS Checks Issued	23,782.67	883,561.69	0.00	301,499.47	1,208,843.83	0.00	0.00	0.00	0.00	0.00	0.00	0.00
Advice to Debit Account	4,042,295.24	73,256.26	0.00	0.00	4,115,551.50	0.00	0.00	0.00	0.00	0.00	0.00	0.00
Notice of Transfer Allocations (NTA)	0.00	0.00	0.00	0.00	0.00	0.00	0.00	0.00	0.00	0.00	0.00	0.00
MDS Checks Issued	0.00	0.00	0.00	0.00	0.00	0.00	0.00	0.00	0.00	0.00	0.00	0.00
Advice to Debit Account	0.00	0.00	0.00	0.00	0.00	0.00	0.00	0.00	0.00	0.00	0.00	0.00
Working Fund for FAPs	0.00	0.00	0.00	0.00	0.00	0.00	0.00	0.00	0.00	0.00	0.00	0.00
Cash Disbursement Ceiling (CDC)	0.00	0.00	0.00	0.00	0.00	0.00	0.00	0.00	0.00	0.00	0.00	0.00
TOTAL CASH DISBURSEMENTS	4,066,077.91	956,817.95	0.00	301,499.47	5,324,395.33	0.00	0.00	0.00	0.00	0.00	0.00	0.00
NON-CASH DISBURSEMENTS	684,700.16	44,404.22	0.00	13,856.53	742,960.91	0.00	0.00	0.00	0.00	0.00	0.00	0.00
Tax Remittance Advices Issued (TRA)	684,700.16	44,404.22	0.00	13,856.53	742,960.91	0.00	0.00	0.00	0.00	0.00	0.00	0.00
Non-Cash Availment Authority (NCAA)	0.00	0.00	0.00	0.00	0.00	0.00	0.00	0.00	0.00	0.00	0.00	0.00
Disbursements effected through outright deductions from claims (please specify...)	0.00	0.00	0.00	0.00	0.00	0.00	0.00	0.00	0.00	0.00	0.00	0.00
Overpayment of expenses (e.g. personnel benefits)	0.00	0.00	0.00	0.00	0.00	0.00	0.00	0.00	0.00	0.00	0.00	0.00
Restitution for loss of government property	0.00	0.00	0.00	0.00	0.00	0.00	0.00	0.00	0.00	0.00	0.00	0.00
Liquidated damages and similar claims	0.00	0.00	0.00	0.00	0.00	0.00	0.00	0.00	0.00	0.00	0.00	0.00
Others (TEF, BTR-Documentary Stamp Tax, etc.)	0.00	0.00	0.00	0.00	0.00	0.00	0.00	0.00	0.00	0.00	0.00	0.00
TOTAL NON-CASH DISBURSEMENTS	684,700.16	44,404.22	0.00	13,856.53	742,960.91	0.00	0.00	0.00	0.00	0.00	0.00	0.00
GRAND TOTAL	4,750,778.07	1,001,222.17	0.00	315,356.00	6,067,356.24	0.00	0.00	0.00	0.00	0.00	0.00	0.00

DISBURSEMENTS


August 2022

r's Accounts Payable			TOTAL	SUB-TOTAL	Trust Liabilities				Grand Total					Remarks
FinEx	CO	Sub-Total			PS	MOOE	CO	TOTAL	PS	MOOE	FinEx	CO	TOTAL	
14	15	16=(12+13+14+15)	17=(11+16)	18=(6+17)	19	20	21	22=(19+20+21)	23	24	25	26	27=(23+24+25+26)	28
0.00	0.00	0.00	0.00	5,324,395.33	0.00	0.00	0.00	0.00	4,066,077.91	956,817.95	0.00	301,499.47	5,324,395.33	
0.00	0.00	0.00	0.00	5,324,395.33	0.00	0.00	0.00	0.00	4,066,077.91	956,817.95	0.00	301,499.47	5,324,395.33	
0.00	0.00	0.00	0.00	1,208,843.83	0.00	0.00	0.00	0.00	23,782.67	883,561.69	0.00	301,499.47	1,208,843.83	
0.00	0.00	0.00	0.00	4,115,551.50	0.00	0.00	0.00	0.00	4,042,295.24	73,256.26	0.00	0.00	4,115,551.50	
0.00	0.00	0.00	0.00	0.00	0.00	0.00	0.00	0.00	0.00	0.00	0.00	0.00	0.00	
0.00	0.00	0.00	0.00	0.00	0.00	0.00	0.00	0.00	0.00	0.00	0.00	0.00	0.00	
0.00	0.00	0.00	0.00	0.00	0.00	0.00	0.00	0.00	0.00	0.00	0.00	0.00	0.00	
0.00	0.00	0.00	0.00	0.00	0.00	0.00	0.00	0.00	0.00	0.00	0.00	0.00	0.00	
0.00	0.00	0.00	0.00	0.00	0.00	0.00	0.00	0.00	0.00	0.00	0.00	0.00	0.00	
0.00	0.00	0.00	0.00	5,324,395.33	0.00	0.00	0.00	0.00	4,066,077.91	956,817.95	0.00	301,499.47	5,324,395.33	
0.00	0.00	0.00	0.00	742,960.91	0.00	0.00	0.00	0.00	684,700.16	44,404.22	0.00	13,856.53	742,960.91	
0.00	0.00	0.00	0.00	742,960.91	0.00	0.00	0.00	0.00	684,700.16	44,404.22	0.00	13,856.53	742,960.91	
0.00	0.00	0.00	0.00	0.00	0.00	0.00	0.00	0.00	0.00	0.00	0.00	0.00	0.00	
0.00	0.00	0.00	0.00	0.00	0.00	0.00	0.00	0.00	0.00	0.00	0.00	0.00	0.00	
0.00	0.00	0.00	0.00	0.00	0.00	0.00	0.00	0.00	0.00	0.00	0.00	0.00	0.00	
0.00	0.00	0.00	0.00	0.00	0.00	0.00	0.00	0.00	0.00	0.00	0.00	0.00	0.00	
0.00	0.00	0.00	0.00	0.00	0.00	0.00	0.00	0.00	0.00	0.00	0.00	0.00	0.00	
0.00	0.00	0.00	0.00	742,960.91	0.00	0.00	0.00	0.00	684,700.16	44,404.22	0.00	13,856.53	742,960.91	
0.00	0.00	0.00	0.00	6,067,356.24	0.00	0.00	0.00	0.00	4,750,778.07	1,001,222.17	0.00	315,356.00	6,067,356.24	


SUMMARY

Particulars (1)	Previous Report (2)	This Month (3)	As at Date (4)
Total Disbursement Authorities Received	64,472,257.22	5,790,960.91	70,263,218.13
NCA	59,481,686.00	5,048,000.00	64,529,686.00
NTA	0.00	0.00	0.00
Working Fund	0.00	0.00	0.00
TRA	4,990,571.22	742,960.91	5,733,532.13
CDC	0.00	0.00	0.00
NCAA	0.00	0.00	0.00
Less: Notice of Transfer of Allocations (NTA)* issued	0.00	0.00	0.00
Total Disbursement Authorities Available	64,472,257.22	5,790,960.91	70,263,218.13
Less:	0.00	0.00	0.00
Lapsed NCA	1,481,984.70	0.00	1,481,984.70
Disbursements	58,144,241.16	6,067,356.24	64,211,597.40
Less: Other Non-Cash Disbursements	0.00	0.00	0.00
Disbursements effected through outright deductions from claims	0.00	0.00	0.00
Overpayment of expenses(e.g. personnel benefits)	0.00	0.00	0.00
Restitution for loss of government property	0.00	0.00	0.00
Liquidated damages and similar claims	0.00	0.00	0.00
Others (e.g. TEF, BTr, Docs Stamp, etc.)	0.00	0.00	0.00
Add/Less: Adjustments (e.g. cancelled/staled checks)	0.00	0.00	0.00
Balance of Disbursement Authorities as at date	4,846,031.36	(276,395.33)	4,569,636.03
Total Disbursements Program	64,472,257.22	5,790,960.91	70,263,218.13
Less: *Actual Disbursements	59,626,225.86	6,067,356.24	65,693,582.10
(Over)/Under spending	4,846,031.36	(276,395.33)	4,569,636.03


Notes: * The use of NTA is discouraged
 Notes: ** Amounts should tally with the grand total disbursemnt (column 27).

Certified Correct:

 DIARON, RITOREY T.

 Date:

Recommending Approval:

 TORRALBA, RHODORA B

 Date:

Approved By:

 RONDAEL, ELLEN H.

 Date: