

MONTHLY REPORT OF DISBURSEMENTS

For the month of September 2021

Department Department of Finance (DOF)
Agency/Entity Privatization and Management Office
Operating Unit < not applicable >
Organization Code (UACS) 11 010 0000000
Fund Cluster 01 Regular Agency Fund

Particulars	Current Year Budget					Prior Year's Budget									
	PS	MOOE	FinEx	CO	TOTAL	Prior Year's Accounts Payable					Current Year's Accounts Payable				
						PS	MOOE	FinEx	CO	Sub-Total	PS	MOOE	FinEx	CO	Sub-Total
1	2	3	4	5	6=(2+3+4+5)	7	8	9	10	11=(7+8+9+10)	12	13	14	15	16=(12+13+14+15)
CASH DISBURSEMENTS	6,831,401.03	2,853,816.40	0.00	0.00	9,685,217.43	0.00	0.00	0.00	0.00	0.00	0.00	0.00	0.00	0.00	0.00
Notice of Cash Allocation (NCA)	6,831,401.03	2,853,816.40	0.00	0.00	9,685,217.43	0.00	0.00	0.00	0.00	0.00	0.00	0.00	0.00	0.00	0.00
MDS Checks Issued	944,522.63	2,656,294.17	0.00	0.00	3,600,816.80	0.00	0.00	0.00	0.00	0.00	0.00	0.00	0.00	0.00	0.00
Advice to Debit Account	5,886,878.40	197,522.23	0.00	0.00	6,084,400.63	0.00	0.00	0.00	0.00	0.00	0.00	0.00	0.00	0.00	0.00
Notice of Transfer Allocations (NTA)	0.00	0.00	0.00	0.00	0.00	0.00	0.00	0.00	0.00	0.00	0.00	0.00	0.00	0.00	0.00
MDS Checks Issued	0.00	0.00	0.00	0.00	0.00	0.00	0.00	0.00	0.00	0.00	0.00	0.00	0.00	0.00	0.00
Advice to Debit Account	0.00	0.00	0.00	0.00	0.00	0.00	0.00	0.00	0.00	0.00	0.00	0.00	0.00	0.00	0.00
Working Fund for FAPs	0.00	0.00	0.00	0.00	0.00	0.00	0.00	0.00	0.00	0.00	0.00	0.00	0.00	0.00	0.00
Cash Disbursement Ceiling (CDC)	0.00	0.00	0.00	0.00	0.00	0.00	0.00	0.00	0.00	0.00	0.00	0.00	0.00	0.00	0.00
TOTAL CASH DISBURSEMENTS	6,831,401.03	2,853,816.40	0.00	0.00	9,685,217.43	0.00	0.00	0.00	0.00	0.00	0.00	0.00	0.00	0.00	0.00
NON-CASH DISBURSEMENTS	645,471.48	154,845.38	0.00	0.00	800,316.86	0.00	0.00	0.00	0.00	0.00	0.00	0.00	0.00	0.00	0.00
Tax Remittance Advices Issued (TRA)	645,471.48	154,845.38	0.00	0.00	800,316.86	0.00	0.00	0.00	0.00	0.00	0.00	0.00	0.00	0.00	0.00
Non-Cash Availment Authority (NCAA)	0.00	0.00	0.00	0.00	0.00	0.00	0.00	0.00	0.00	0.00	0.00	0.00	0.00	0.00	0.00
Disbursements effected through outright deductions from claims (please specify...)	0.00	0.00	0.00	0.00	0.00	0.00	0.00	0.00	0.00	0.00	0.00	0.00	0.00	0.00	0.00
Overpayment of expenses(e.g. personnel benefits)	0.00	0.00	0.00	0.00	0.00	0.00	0.00	0.00	0.00	0.00	0.00	0.00	0.00	0.00	0.00
Restitution for loss of government property	0.00	0.00	0.00	0.00	0.00	0.00	0.00	0.00	0.00	0.00	0.00	0.00	0.00	0.00	0.00
Liquidated damages and similar claims	0.00	0.00	0.00	0.00	0.00	0.00	0.00	0.00	0.00	0.00	0.00	0.00	0.00	0.00	0.00
Others (TEF, BTI-Documentary Stamp Tax, etc.)	0.00	0.00	0.00	0.00	0.00	0.00	0.00	0.00	0.00	0.00	0.00	0.00	0.00	0.00	0.00
TOTAL NON-CASH DISBURSEMENTS	645,471.48	154,845.38	0.00	0.00	800,316.86	0.00	0.00	0.00	0.00	0.00	0.00	0.00	0.00	0.00	0.00
GRAND TOTAL	7,476,872.51	3,008,661.78	0.00	0.00	10,485,534.29	0.00	0.00	0.00	0.00	0.00	0.00	0.00	0.00	0.00	0.00


REPORT OF DISBURSEMENTS
for the month of September 2021

Budget			Current Year's Accounts Payable			SUB-TOTAL	Trust Liabilities				Grand Total					Remarks
MOOE	FinEx	CO	Sub-Total	TOTAL	PS		MOOE	CO	TOTAL	PS	MOOE	FinEx	CO	TOTAL		
13	14	15	16=(12+13+14+15)	17=(11+16)	18=(6+17)	19	20	21	22=(19+20+21)	23	24	25	26	27=(23+24+25+26)	28	
0.00	0.00		0.00	0.00	9,685,217.43	0.00	0.00	0.00	0.00	6,831,401.03	2,853,816.40	0.00	0.00	9,685,217.43		
0.00	0.00		0.00	0.00	9,685,217.43	0.00	0.00	0.00	0.00	6,831,401.03	2,853,816.40	0.00	0.00	9,685,217.43		
0.00	0.00		0.00	0.00	3,600,816.80	0.00	0.00	0.00	0.00	944,522.63	2,656,294.17	0.00	0.00	3,600,816.80		
0.00	0.00		0.00	0.00	6,084,400.63	0.00	0.00	0.00	0.00	5,886,878.40	197,522.23	0.00	0.00	6,084,400.63		
0.00	0.00		0.00	0.00	0.00	0.00	0.00	0.00	0.00	0.00	0.00	0.00	0.00	0.00		
0.00	0.00		0.00	0.00	0.00	0.00	0.00	0.00	0.00	0.00	0.00	0.00	0.00	0.00		
0.00	0.00		0.00	0.00	0.00	0.00	0.00	0.00	0.00	0.00	0.00	0.00	0.00	0.00		
0.00	0.00		0.00	0.00	0.00	0.00	0.00	0.00	0.00	0.00	0.00	0.00	0.00	0.00		
0.00	0.00		0.00	0.00	0.00	0.00	0.00	0.00	0.00	0.00	0.00	0.00	0.00	0.00		
0.00	0.00		0.00	0.00	9,685,217.43	0.00	0.00	0.00	0.00	6,831,401.03	2,853,816.40	0.00	0.00	9,685,217.43		
0.00	0.00		0.00	0.00	800,316.86	0.00	0.00	0.00	0.00	645,471.48	154,845.38	0.00	0.00	800,316.86		
0.00	0.00		0.00	0.00	800,316.86	0.00	0.00	0.00	0.00	645,471.48	154,845.38	0.00	0.00	800,316.86		
0.00	0.00		0.00	0.00	0.00	0.00	0.00	0.00	0.00	0.00	0.00	0.00	0.00	0.00		
0.00	0.00		0.00	0.00	0.00	0.00	0.00	0.00	0.00	0.00	0.00	0.00	0.00	0.00		
0.00	0.00		0.00	0.00	0.00	0.00	0.00	0.00	0.00	0.00	0.00	0.00	0.00	0.00		
0.00	0.00		0.00	0.00	0.00	0.00	0.00	0.00	0.00	0.00	0.00	0.00	0.00	0.00		
0.00	0.00		0.00	0.00	800,316.86	0.00	0.00	0.00	0.00	645,471.48	154,845.38	0.00	0.00	800,316.86		
0.00	0.00		0.00	0.00	10,485,534.29	0.00	0.00	0.00	0.00	7,476,872.51	3,008,661.78	0.00	0.00	10,485,534.29		


SUMMARY

Particulars (1)	Previous Report (2)	This Month (3)	As at Date (4)
Total Disbursement Authorities Received	54,808,007.49	7,241,534.86	62,049,542.35
NCA	50,134,000.00	6,441,218.00	56,575,218.00
NTA	0.00	0.00	0.00
Working Fund	0.00	0.00	0.00
TRA	4,674,007.49	800,316.86	5,474,324.35
CDC	0.00	0.00	0.00
NCAA	0.00	0.00	0.00
Less: Notice of Transfer of Allocations (NTA)* issued	0.00	0.00	0.00
Total Disbursement Authorities Available	54,808,007.49	7,241,534.86	62,049,542.35
Less:	0.00	0.00	0.00
Lapsed NCA	0.00	0.00	0.00
Disbursements	51,492,445.13	10,485,534.29	61,977,979.42
Less: Other Non-Cash Disbursements	0.00	0.00	0.00
Disbursements effected through outright deductions from claims	0.00	0.00	0.00
Overpayment of expenses(e.g. personnel benefits)	0.00	0.00	0.00
Restitution for loss of government property	0.00	0.00	0.00
Liquidated damages and similar claims	0.00	0.00	0.00
Others (e.g. TEF, BTr, Docs Stamp, etc.)	0.00	0.00	0.00
Add/Less: Adjustments (e.g. cancelled/staled checks)	0.00	0.00	0.00
Balance of Disbursement Authorities as at date	3,315,562.36	(3,243,999.43)	71,562.93
Total Disbursements Program	54,808,007.49	7,241,534.86	62,049,542.35
Less: *Actual Disbursements	51,492,445.13	10,485,534.29	61,977,979.42
(Over)/Under spending	3,315,562.36	(3,243,999.43)	71,562.93


Notes: * The use of NTA is discouraged
 Notes: ** Amounts should tally with the grand total disbursemnt (column 27).

Certified Correct:

 DIARON, RITOREY T.

 Budget Officer
 Date:

Recommending Approval:

 TORRALBA, RHODORA B.

 Chief Accountant
 Date:

Approved By:

 RONDAEL, ELLEN H.

 Deputy Privatization Officer
 Date: