

MONTHLY REPORT OF DISBURSEMENTS
For the month of January 2021

Department : Department of Finance (DOF)
 Agency/Entity : Privatization and Management Office
 Operating Unit : < not applicable >
 Organization Code : 11 010 000000
 Fund Cluster : 01 Regular Agency Fund

Particulars	Current Year Budget					Prior Year's Budget										
	PS	MOOE	FinEx	CO	TOTAL	Prior Year's Accounts Payable					Current Year's Accounts Payable					
						PS	MOOE	FinEx	CO	Sub-Total	PS	MOOE	FinEx	CO	Sub-Total	
1	2	3	4	5	6=(2+3+4+5)	7	8	9	10	11=(7+8+9+10)	12	13	14	15	16=(12+13+14+15)	
CASH DISBURSEMENTS	2,661,855.68	275,742.56	0.00	0.00	2,937,598.24	0.00	0.00	0.00	0.00	0.00	0.00	0.00	0.00	0.00	0.00	0.00
Notice of Cash Allocation (NCA)	2,661,855.68	275,742.56	0.00	0.00	2,937,598.24	0.00	0.00	0.00	0.00	0.00	0.00	0.00	0.00	0.00	0.00	0.00
MDS Checks Issued	26,570.15	159,541.49	0.00	0.00	186,111.64	0.00	0.00	0.00	0.00	0.00	0.00	0.00	0.00	0.00	0.00	0.00
Advice to Debit Account	2,635,285.53	116,201.07	0.00	0.00	2,751,486.60	0.00	0.00	0.00	0.00	0.00	0.00	0.00	0.00	0.00	0.00	0.00
Notice of Transfer Allocations (NTA)	0.00	0.00	0.00	0.00	0.00	0.00	0.00	0.00	0.00	0.00	0.00	0.00	0.00	0.00	0.00	0.00
MDS Checks Issued	0.00	0.00	0.00	0.00	0.00	0.00	0.00	0.00	0.00	0.00	0.00	0.00	0.00	0.00	0.00	0.00
Advice to Debit Account	0.00	0.00	0.00	0.00	0.00	0.00	0.00	0.00	0.00	0.00	0.00	0.00	0.00	0.00	0.00	0.00
Working Fund for FAPs	0.00	0.00	0.00	0.00	0.00	0.00	0.00	0.00	0.00	0.00	0.00	0.00	0.00	0.00	0.00	0.00
Cash Disbursement Ceiling (CDC)	0.00	0.00	0.00	0.00	0.00	0.00	0.00	0.00	0.00	0.00	0.00	0.00	0.00	0.00	0.00	0.00
TOTAL CASH DISBURSEMENTS	2,661,855.68	275,742.56	0.00	0.00	2,937,598.24	0.00	0.00	0.00	0.00	0.00	0.00	0.00	0.00	0.00	0.00	0.00
NON-CASH DISBURSEMENTS	504,203.31	7,863.94	0.00	0.00	512,067.25	0.00	0.00	0.00	0.00	0.00	0.00	0.00	0.00	0.00	0.00	0.00
Tax Remittance Advices Issued (TRA)	504,203.31	7,863.94	0.00	0.00	512,067.25	0.00	0.00	0.00	0.00	0.00	0.00	0.00	0.00	0.00	0.00	0.00
Non-Cash Availment Authority (NCAA)	0.00	0.00	0.00	0.00	0.00	0.00	0.00	0.00	0.00	0.00	0.00	0.00	0.00	0.00	0.00	0.00
Disbursements effected through outright deductions from claims (please specify...)	0.00	0.00	0.00	0.00	0.00	0.00	0.00	0.00	0.00	0.00	0.00	0.00	0.00	0.00	0.00	0.00
Overpayment of expenses(e.g. personnel benefits)	0.00	0.00	0.00	0.00	0.00	0.00	0.00	0.00	0.00	0.00	0.00	0.00	0.00	0.00	0.00	0.00
Restitution for loss of government property	0.00	0.00	0.00	0.00	0.00	0.00	0.00	0.00	0.00	0.00	0.00	0.00	0.00	0.00	0.00	0.00
Liquidated damages and similar claims	0.00	0.00	0.00	0.00	0.00	0.00	0.00	0.00	0.00	0.00	0.00	0.00	0.00	0.00	0.00	0.00
Others(TEF, BTr-Documentary Stamp Tax, etc.)	0.00	0.00	0.00	0.00	0.00	0.00	0.00	0.00	0.00	0.00	0.00	0.00	0.00	0.00	0.00	0.00
TOTAL NON-CASH DISBURSEMENTS	504,203.31	7,863.94	0.00	0.00	512,067.25	0.00	0.00	0.00	0.00	0.00	0.00	0.00	0.00	0.00	0.00	0.00
GRAND TOTAL	3,166,058.99	283,606.50	0.00	0.00	3,449,665.49	0.00	0.00	0.00	0.00	0.00	0.00	0.00	0.00	0.00	0.00	0.00


MONTHLY REPORT OF DISBURSEMENTS
for the month of January 2021

Year's Budget						SUB-TOTAL	Trust Liabilities				Grand Total					Remarks	
Current Year's Accounts Payable					TOTAL		PS	MOOE	CO	TOTAL	PS	MOOE	FinEx	CO	TOTAL		
11	12	13	14	15	16=(12+13+14+15)	17=(11+16)	18=(6+17)	19	20	21	22=(19+20+21)	23	24	25	26	27=(23+24+25+26)	28
0.00	0.00	0.00	0.00	0.00	0.00	0.00	2,937,598.24	0.00	0.00	0.00	0.00	2,661,855.68	275,742.56	0.00	0.00	2,937,598.24	
0.00	0.00	0.00	0.00	0.00	0.00	0.00	2,937,598.24	0.00	0.00	0.00	0.00	2,661,855.68	275,742.56	0.00	0.00	2,937,598.24	
0.00	0.00	0.00	0.00	0.00	0.00	0.00	186,111.64	0.00	0.00	0.00	0.00	26,570.15	159,541.49	0.00	0.00	186,111.64	
0.00	0.00	0.00	0.00	0.00	0.00	0.00	2,751,486.60	0.00	0.00	0.00	0.00	2,635,285.53	116,201.07	0.00	0.00	2,751,486.60	
0.00	0.00	0.00	0.00	0.00	0.00	0.00	0.00	0.00	0.00	0.00	0.00	0.00	0.00	0.00	0.00	0.00	0.00
0.00	0.00	0.00	0.00	0.00	0.00	0.00	0.00	0.00	0.00	0.00	0.00	0.00	0.00	0.00	0.00	0.00	0.00
0.00	0.00	0.00	0.00	0.00	0.00	0.00	0.00	0.00	0.00	0.00	0.00	0.00	0.00	0.00	0.00	0.00	0.00
0.00	0.00	0.00	0.00	0.00	0.00	0.00	0.00	0.00	0.00	0.00	0.00	0.00	0.00	0.00	0.00	0.00	0.00
0.00	0.00	0.00	0.00	0.00	0.00	0.00	2,937,598.24	0.00	0.00	0.00	0.00	2,661,855.68	275,742.56	0.00	0.00	2,937,598.24	
0.00	0.00	0.00	0.00	0.00	0.00	0.00	512,067.25	0.00	0.00	0.00	0.00	504,203.31	7,863.94	0.00	0.00	512,067.25	
0.00	0.00	0.00	0.00	0.00	0.00	0.00	512,067.25	0.00	0.00	0.00	0.00	504,203.31	7,863.94	0.00	0.00	512,067.25	
0.00	0.00	0.00	0.00	0.00	0.00	0.00	0.00	0.00	0.00	0.00	0.00	0.00	0.00	0.00	0.00	0.00	0.00
0.00	0.00	0.00	0.00	0.00	0.00	0.00	0.00	0.00	0.00	0.00	0.00	0.00	0.00	0.00	0.00	0.00	0.00
0.00	0.00	0.00	0.00	0.00	0.00	0.00	0.00	0.00	0.00	0.00	0.00	0.00	0.00	0.00	0.00	0.00	0.00
0.00	0.00	0.00	0.00	0.00	0.00	0.00	0.00	0.00	0.00	0.00	0.00	0.00	0.00	0.00	0.00	0.00	0.00
0.00	0.00	0.00	0.00	0.00	0.00	0.00	0.00	0.00	0.00	0.00	0.00	0.00	0.00	0.00	0.00	0.00	0.00
0.00	0.00	0.00	0.00	0.00	0.00	0.00	512,067.25	0.00	0.00	0.00	0.00	504,203.31	7,863.94	0.00	0.00	512,067.25	
0.00	0.00	0.00	0.00	0.00	0.00	0.00	3,449,665.49	0.00	0.00	0.00	0.00	3,166,058.99	283,606.50	0.00	0.00	3,449,665.49	


SUMMARY

Particulars (1)	Previous Report (2)	This Month (3)	As at Date (4)
Total Disbursement Authorities Received	0.00	7,480,067.25	7,480,067.25
NCA	0.00	6,968,000.00	6,968,000.00
NTA	0.00	0.00	0.00
Working Fund	0.00	0.00	0.00
TRA	0.00	512,067.25	512,067.25
CDC	0.00	0.00	0.00
NCAA	0.00	0.00	0.00
Less: Notice of Transfer of Allocations (NTA)* issued	0.00	0.00	0.00
Total Disbursement Authorities Available	0.00	7,480,067.25	7,480,067.25
Less:	0.00	0.00	0.00
Lapsed NCA	0.00	0.00	0.00
Disbursements	0.00	3,449,665.49	3,449,665.49
Less: Other Non-Cash Disbursements	0.00	0.00	0.00
Disbursements effected through outright deductions from claims	0.00	0.00	0.00
Overpayment of expenses(e.g. personnel benefits)	0.00	0.00	0.00
Restitution for loss of government property	0.00	0.00	0.00
Liquidated damages and similar claims	0.00	0.00	0.00
Others (e.g. TEF, BTr, Docs Stamp, etc.)	0.00	0.00	0.00
Add/Less: Adjustments (e.g. cancelled/staled checks)	0.00	0.00	0.00
Balance of Disbursement Authorities as at date	0.00	4,030,401.76	4,030,401.76
Total Disbursements Program	0.00	7,480,067.25	7,480,067.25
Less: *Actual Disbursements	0.00	3,449,665.49	3,449,665.49
(Over)/Under spending	0.00	4,030,401.76	4,030,401.76


Notes: * The use of NTA is discouraged
 Notes: ** Amounts should tally with the grand total disbursemnt (column 27).

Certified Correct:

 DIARON, RITOREY T.

Date:

Recommending Approval:

 TORRALBA, RHODORA B.

Date:

Approved By:

 RONDAEL, ELLEN H.

Date: