

SUMMARY OF APPROPRIATIONS, ALLOTMENTS, OBLIGATIONS, DISBURSEMENTS AND BALANCES BY OBJECT OF EXPENDITURES
As of the Quarter Ending March 31, 2018

Department : DEPARTMENT OF FINANCE
 Agency : Privatization and Management Office
 Operating Unit :
 Organization Code (UACS) : 11-010-000000
 Funding Source Code (as clustered) : 1-01-101
 (e.g. Old Fund Code: 101,102, 151)

	Current Year Appropriations
	Supplemental Appropriations
	Continuing Appropriations

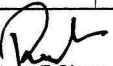


Particulars	UACS CODE	Appropriations			Allotments					Current Year Obligations					Current Year Disbursements					Balances			
		Authorized Appropriation	Adjustments (Transfer To/From, Realignment)	Adjusted Appropriations	Allotments Received	Adjustments Withdrawal, Realignment	Transfer To	Transfer From	Adjusted Total Allotments	1st Quarter Ending March 31	2nd Quarter Ending June 30	3rd Quarter Ending Sept. 30	4th Quarter Ending Dec. 31	Total	1st Quarter Ending March 31	2nd Quarter Ending June 30	3rd Quarter Ending Sept. 30	4th Quarter Ending Dec. 31	Total	Unreleased Appropriations	Unobligated Allotment	Unpaid Obligations (15-20) = (23+24)	
1	2	3	4	5=(3+4)	6	7	8	9	10=[(6+(-)7)-8+9]	11	12	13	14	15=(11+12+13+14)	16	17	18	19	20=(16+17+18+19)	21=(5-10)	22=(10-15)	23	24
SUMMARY																							
A. AGENCY SPECIFIC BUDGET																							
Personnel Services		59,543,000.00		59,543,000.00	59,543,000.00				59,543,000.00	11,530,530.64	-	-	-	11,530,530.64	11,530,530.64	-	-	-	11,530,530.64	-	48,012,469.36	-	-
Salaries and Wages																							
Salaries and Wages - Contractual	50101020 00									9,029,227.90				9,029,227.90	9,029,227.90				9,029,227.90				
Personnel Economic Relief Allowance (PERA)	5-01-02-010									382,677.82				382,677.82	382,677.82				382,677.82				
Representation Allowance (RA)	5-01-02-020									233,000.00				233,000.00	233,000.00				233,000.00				
Transportation Allowance (TA)	5-01-02-030									173,000.00				173,000.00	173,000.00				173,000.00				
Clothing/Uniform Allowance	5-01-02-040									384,000.00				384,000.00	384,000.00				384,000.00				
Productivity Incentive Allowance	5-01-02-080									-				-	-				-				
Other bonuses and Allowances	5-01-02-990									-				-	-				-				
Honoraria	5-01-02-100									107,000.00				107,000.00	107,000.00				107,000.00				
Hazard Pay	5-01-02-110									-				-	-				-				
Longevity Pay	5-01-02-120									-				-	-				-				
Overtime and Night Pay	5-01-02-130									5,859.93				5,859.93	5,859.93				5,859.93				
Year end Bonus	5-01-02-140									-				-	-				-				
Cash Gift	5-01-02-150									-				-	-				-				
Personnel Benefit Contributions																							
Life and Retirement Insurance Contributions	5-01-03-010									1,085,985.30				1,085,985.30	1,085,985.30				1,085,985.30				
Pag-ibig Contributions	5-01-03-020									19,200.00				19,200.00	19,200.00				19,200.00				
Philhealth Contributions	5-01-03-030									91,379.69				91,379.69	91,379.69				91,379.69				
ECC Contributions	5-01-03-040									19,200.00				19,200.00	19,200.00				19,200.00				
Pension Benefits - Civilian	5-01-04-010									-				-	-				-				
Terminal Leave Benefits	5-01-04-030									-				-	-				-				
Other Personnel Benefits	5-01-04-990									-				-	-				-				
Miscellaneous Personnel Benefits Fund																							
Productivity Enhancement Incentive (PEI)	50100000 00									-				-	-				-				
Performance Based Bonus (PBB)	50100000 00									-				-	-				-				
Maintenance & Other Operating Expenses		16,142,000.00		16,142,000.00	16,142,000.00				16,142,000.00	3,802,840.16				3,802,840.16	3,802,840.16				3,802,840.16				
Traveling Expenses	50201000 00									43,050.57				43,050.57	43,050.57				43,050.57				
Training Expense	50202010 00									247,915.28				247,915.28	247,915.28				247,915.28				
Office Supplies Expenses	50203010 00									367,457.52				367,457.52	367,457.52				367,457.52				
Fuel, Oil and Lubricants	50203090 00									121,569.80				121,569.80	121,569.80				121,569.80				
Other Supplies Expenses	50203990 00									89,709.05				89,709.05	89,709.05				89,709.05				
Water Expenses	50204010 00									280,000.00				280,000.00	280,000.00				280,000.00				
Electricity Expenses	50204020 00									604,903.63				604,903.63	604,903.63				604,903.63				
Postage and Deliveries	50205010 00									14,479.00				14,479.00	14,479.00				14,479.00				
Telephone Expenses	50205020 00									122,639.43				122,639.43	122,639.43				122,639.43				
Internet Expenses	50205030 00									84,998.40				84,998.40	84,998.40				84,998.40				
Membership Dues & Cont. to Org.	50299060 00									18,000.00				18,000.00	18,000.00				18,000.00				
Advertising Expenses	50299010 00									19,152.00				19,152.00	19,152.00				19,152.00				

SUMMARY OF APPROPRIATIONS, ALLOTMENTS, OBLIGATIONS, DISBURSEMENTS AND BALANCES BY OBJECT OF EXPENDITURES
As of the Quarter Ending March 31, 2018

Department : DEPARTMENT OF FINANCE
 Agency : Privatization and Management Office
 Operating Unit :
 Organization Code (UACS) : 11-010-000000
 Funding Source Code (as clustered) : 1-01-101
 (e.g. Old Fund Code: 101,102, 151)

Current Year Appropriations
Supplemental Appropriations
Continuing Appropriations

Particulars	UACS CODE	Appropriations			Allotments						Current Year Obligations					Current Year Disbursements					Balances			
		Authorized Appropriation	Adjustments (Transfer To/From, Reassignment)	Adjusted Appropriations	Allotments Received	Adjustments Withdrawal, Reassignment	Transfer To	Transfer From	Adjusted Total Allotments	1st Quarter	2nd Quarter	3rd Quarter	4th Quarter	Total	1st Quarter	2nd Quarter	3rd Quarter	4th Quarter	Total	Unreleased Appropriations	Unobligated Allotment	Unpaid Obligations (15-20) = (23+24)		
										Ending March 31	Ending June 30	Ending Sept. 30	Ending Dec. 31		Ending March 31	Ending June 30	Ending Sept. 30	Ending Dec. 31				Due and Demandable	Not Yet Due and Demandable	
1	2	3	4	5=(3+4)	6	7	8	9	10=[(6+(-)7)-3+9]	11	12	13	14	15=(11+12+13+14)	16	17	18	19	20=(16+17+18+19)	21=(5-10)	22=(10-15)	23	24	
Rent Expenses	50299050 00									140,747.66				140,747.66	140,747.66				140,747.66					
Representation Expenses	50299030 00									62,295.14				62,295.14	62,295.14				62,295.14					
Environment/Sanitary Services	50212010 00									2,242.47				2,242.47	2,242.47				2,242.47					
General Services	50212990 00									614,398.43				614,398.43	614,398.43				614,398.43					
Janitorial Services	50212020 00									221,284.04				221,284.04	221,284.04				221,284.04					
Other Professional Services	50211990 00									63,153.16				63,153.16	63,153.16				63,153.16					
Repairs & Maintenance-Office Equipment	50213050 00									38,067.00				38,067.00	38,067.00				38,067.00					
Repairs & Maintenance-Transportation Eqpt.	50213060 00									41,602.47				41,602.47	41,602.47				41,602.47					
Extraordinary & Miscellaneous Expenses	50210030 00									603,927.25				603,927.25	603,927.25				603,927.25					
Fidelity Bond Premium	50215020 00									1,125.00				1,125.00	1,125.00				1,125.00					
Insurance Expenses	50215010 00									122.86				122.86	122.86				122.86					
Financial Expenses																								
Interest Expenses																								
Capital Outlays		325,000.00		325,000.00	325,000.00					325,000.00														
Property, Plant and Equipment Outlay																								
B. AUTOMATIC APPROPRIATIONS																								
C. SPECIAL PURPOSE FUNDS																								
Personnel Services																								
GRAND TOTAL		76,010,000.00	-	76,010,000.00	76,010,000.00	-	-	-	76,010,000.00	15,333,370.80	-	-	-	15,333,370.80	15,333,370.80	-	-	-	15,333,370.80	-	48,012,469.36	-	-	

Certified Correct:  <u>Ritoray T. Diaron</u> Budget Officer	Certified Correct:  <u>R. Torralba</u> Chief Accountant	Approved By:  <u>Ellen H. Rondael</u> Deputy Privatization Officer
--	--	---